



Getting Published: An Editor's Perspective

Christopher DeLuca, Professor, Faculty of Education

- Background
- Selecting a Journal
- The Publication Process: 10 Steps
- What Editors Look For
- 6 Strategies
- Your Questions

Today's Topics

- *Canadian Journal for New Scholars in Education*, Associate Editor
- *Journal of the Canadian Association for Curriculum Studies*, Co-Editor
- *Canadian Journal of Education*, Anglophone Co-Editor
- *Assessment in Education: Principles, Policy and Practice*, Executive Editor

Background

Editorial Board

Editor: Therese N. Hopfenbeck - *University of Melbourne, AUS*

Executive Editors:

Christopher DeLuca - *Queens's University, CAN*

Jannette Elwood - *Queen's University Belfast, UK*

Anthony Green - *University of Bedfordshire, UK*

Anastasiya Lipnevich - *The City University of New York, USA*

John Jerrim - *UCL Institute of Education, UK*

Joshua McGrane - *University of Melbourne, AUS*

Ernesto Panadero - *Universidad Autónoma de Madrid, Spain*

Mary Richardson - *UCL Institute of Education, UK*

David Torres Iribarra - *Pontificia Universidad Católica de Chile*

Country Profiles Editor: Tina Isaacs - *UCL, UK*

Book Reviews Editor: Ayesha Ahmed - *University of Cambridge, UK*

Editorial Advisory Board: 24 Scholars

Assessment in Education

Provides a focus for scholarly output in the field of assessment. The journal is explicitly international in focus and encourages contributions from a wide range of assessment systems and cultures. The journal's intention is to explore both commonalities and differences in policy and practice.

Assessment in Education

Journal metrics



Usage

- **304K** annual downloads/views



Citation metrics

- **3.2 (2022)** Impact Factor
- **Q2** Impact Factor Best Quartile
- **4.0 (2022)** 5 year IF
- **5.0 (2022)** CiteScore (Scopus)
- **Q1** CiteScore Best Quartile
- **1.758 (2022)** SNIP
- **0.727 (2022)** SJR



Speed/acceptance

- **19** days avg. from submission to first decision
- **132** days avg. from submission to first post-review decision
- **9** days avg. from acceptance to online publication
- **14%** acceptance rate

Assessment in Education

- Submission/Acceptance Trends (by region)
- Most downloaded articles (by region and by institution)
- Publication data: number/type of articles, pages, time from submission to publication
- Citation metrics (by region, by article/top cited)
- Altmetrics
- Author experience survey



What We Track



Getting Published

- Know your field's journals (reputation, impact factors, focus)
 - Specific fields
 - Generalist journals
- Read the 'Author Guidelines'
- Read and cite work from the journal
- Email the Editor if you are unsure

Selecting a Journal



Step 1: Select a journal

Step 2: Format your manuscript in accordance with journal guidelines

Step 3: Prepare a cover letter, abstract, keywords

Step 4: Submit online

Step 5: Wait 2-3 months

The Publication Process: 10 Steps



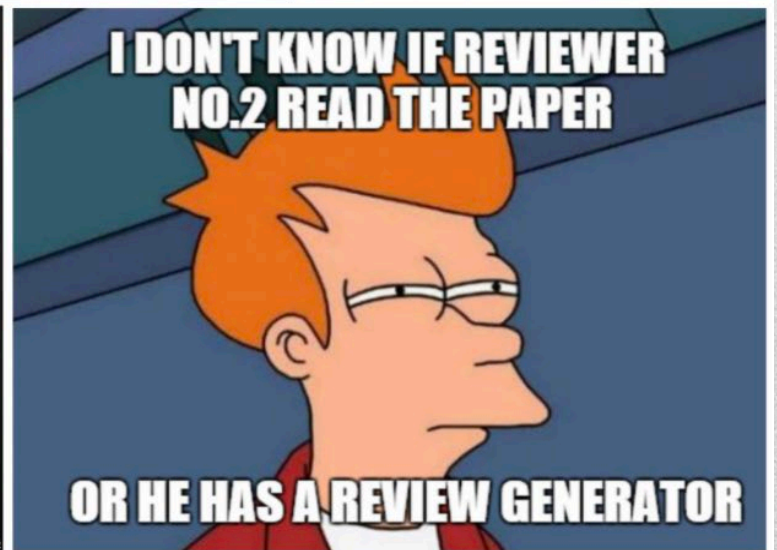
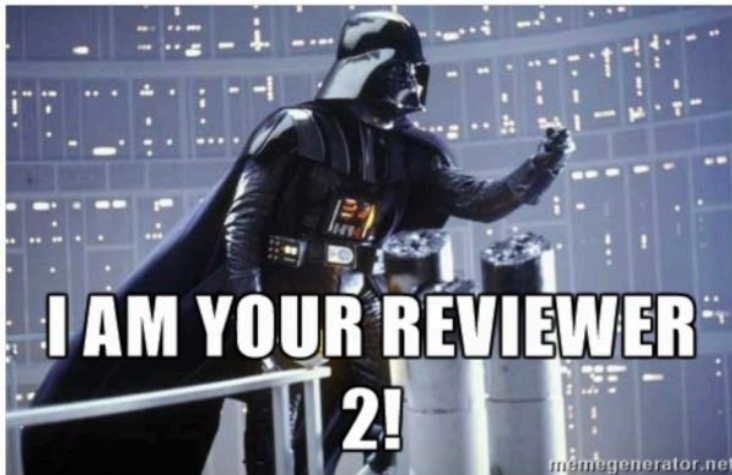
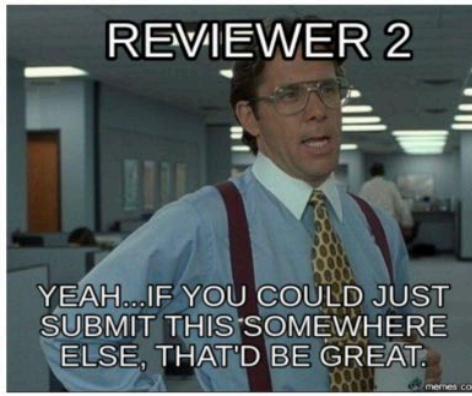
Step 6: Get reviews

Step 7: Get results:

- Accept
- Accept with minor revisions
- Accept with major revisions
- Revise and resubmit
- Reject

Step 8: Interpret competing reviews, revise and respond


The Publication Process: 10 Steps





Step 9: Resubmit (and repeat steps 6-9, typically 1-4 times)

The Publication Process: 10 Steps



**REVISE.
RESUBMIT.
REVISE.
RESUBMIT.
NEW EDITOR.
NEW REVIEWER.
REVISE.
RESUBMIT.
13 MONTHS.
SILENCE.**

**YOU BETTER BE PLEASED
TO INFORM ME.**



Step 10: Persist


The Publication Process: 10 Steps

- Novel contribution to field with clear linkages to previous scholarship
- Strong, clear, and detailed methods and analysis
- Grounded provocations including implications for future directions for research/theory, policy, practice
- Excellent writing (use a writing editor if needed)

What Editors Look For

1. Email Editors to see if your paper is a fit with the journal
2. Read other articles in the journal: Identify the standard for publication in the field
3. Write with others
 - Co-author work
 - Writing groups
4. REVISE your paper in response to reviewer feedback (and both track changes and provide a response to each reviewer comment)
5. Take the emotions out of it (easier said than done)
6. Anticipate rejection: Have a list of journals ready for each paper

6 Strategies



**In order to start,
you must start.**



Your Questions

Christopher DeLuca, cdeluca@queensu.ca