

# Self-Guided Tour

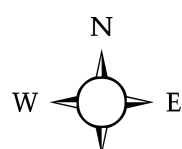
Fall 2025

## Joseph S. Stauffer Humanities, Business and Social Sciences Library

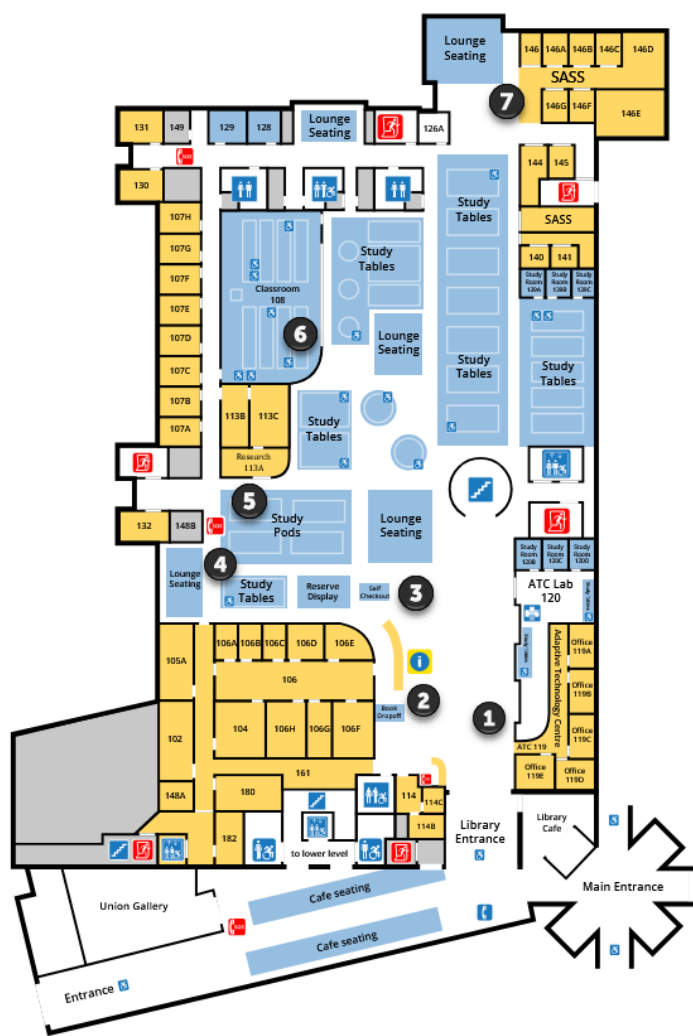
Welcome to Stauffer Library. This guide leads you on a walking tour of the building and contains basic information about the Library's collections and services. This Library is named after Joseph S. Stauffer, a Queen's graduate (Science '20) and benefactor in recognition of his loyalty and generosity to the University. The building was designed by Kuwabara, Payne, McKenna, Blumberg Architects (Toronto) and built by Eastern Construction (Ottawa) and in 1997 Stauffer Library was awarded the Governor General's Award for Architecture. Built of limestone from the Bruce Peninsula, the Library contains over 230,588 square feet of space distributed over six floors, five of which contain the library's collections, services and study space.

The Joseph S. Stauffer Library is the Art & Music, Business, Humanities and Social Sciences library. It is also home to Data Services, Maps & Geospatial Data and Government Information. For more information, visit the Information Services Desk or our website at <https://library.queensu.ca/use-the-library/locations/joseph-s-stauffer-library>

**Begin your tour just inside the entrance of the Library:**



### Ground Floor



1

#### Adaptive Technology Centre

The ATC is located across from the Information Services desk and offers services, technology and accessible spaces for students registered with Student Accessibility Services.

2

#### Information Services

One-stop for library help and referrals to liaison librarians, circulation, reserves, and to pick up interlibrary loans. Use your Queen's ID card as your library card.

3

#### Print, Scan and Copy; Self-Checkout; Print Course Reserves Material

Self-serve printers are located adjacent to Information Services. The self-checkout and print Course Reserves material is also available here.

4

#### Research Stations

Research Stations are located on the west side of the floor. They provide access to our research tools, the Internet, Microsoft 365, Adobe Acrobat Pro, plus specialized software such as ArcGIS, MatLab, and SPSS.

5

#### Research Help

The Humanities, Business, & Social Sciences team of liaison librarians and reference assistant provide research consultations and a range of supports for teaching and learning. Drop-in research help is available in Room 113A. Please consult the website for service hours.

6

#### Classroom

Room 108 is one of the teaching spaces for librarians and Student Academic Success Services. When the room is not booked for instructional sessions, it is available as student study space.

7

#### Student Academic Success Services (SASS)

In the northeast corner, you will find SASS, which offers academic support to students who wish to develop their skills in critical thinking, reading, learning, studying, writing, and self-management.

Walk southwards towards the elevators or stairs to descend to the lower level.

At the spiral staircase and on each floor you will find floor directories and floor maps.

The north and south sections of the atrium are separated by a spiral staircase which leads to the government documents, Data Services, and maps and air photos collections on the lower level, and the main stacks and study areas on the upper floors.

8

### Data Services

Help with finding, using and managing data

9

### Staff/Student Learning Centre

Designed in consultation with the Office of Indigenous Initiatives, this beautiful space contains design elements reflecting Anishinaabe and Haudenosaunee cultures, on whose traditional lands Queen's is situated.

10

### Government Documents

Includes depository collections from the Canadian federal government, Ontario government, and United Nations.

Continue north to the Maps area.

11

### Map and Air Photo Collection; Microform Readers

This collection includes GIS resources, topographical and thematic maps, air photos, historical cartography materials.. The microform readers are located outside the Map and Air Photo Collection.

Continue south towards the stairs and elevator.

12

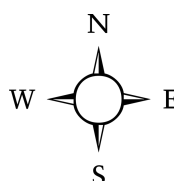
### Multimedia Collection

Housed in this area is the Library's collection of DVDs (and some VHS tapes) as well as a study room (O27B) equipped with a TV, DVD and VHS players. The Library's many online streaming collections can be accessed via the Library's homepage.

13

### Microform Collection

The cabinets contain newspapers, journals, theses, government reports and more, which are on microfilm or microfiche.



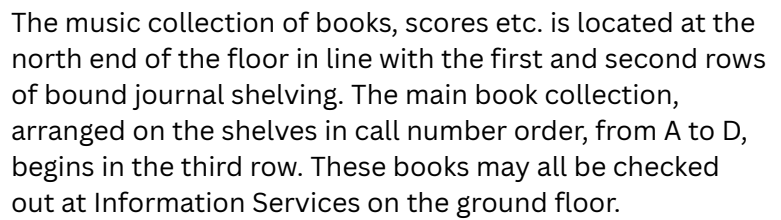
## Lower Level



Walk towards the elevators or stairs to ascend to the second floor.

The second floor houses the bound journal collection, book stacks (A-D), and the Art and Music Collections.

Bound journals are individual issues of past magazines or journals bound in hard covers. They are arranged in call number order and are shelved in the first and second rows.



Note the single person study carrels located along the atrium on both sides on this floor and in the same location on the 3rd and 4th floors.

There are study rooms located on the west side of the floor, which can be booked online. The Prayer/Meditation Room, at the north end of the floor, is open to all for quiet retreat and reflection.

*Walk to the northeast corner and you will find the Art Collection.*

**14** You will find exhibition catalogues, current art journals and art-related books and art conservation materials in this area. Bound art journals are integrated into the existing Stauffer Library bound journals collection. Study tables and a study room are also available.

*As you leave the art collection area, turn left and walk towards the reading rooms.*

**5** The reading rooms provide spaces for quiet study.

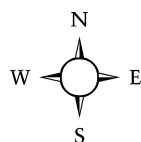
*Continue walking south through the South Reading Room to the southeast wing to the Fireplace Reading Room.*

**16 Fireplace Reading Room** This room is for library users who prefer to do their solitary reading, studying, or thinking in quiet surroundings. During nice weather, the terrace is also open.

*Exit the Fireplace Reading Room, turn left and walk along the south side of the building to the Folios and Periodicals sections.*

**17** This collection contains encyclopedias, dictionaries, almanacs, directories, and other reference tools. These materials are for in-library use only. Many more reference materials are available online – contact your liaison librarian for recommendations.

**18** Note the journal and book folios collections shelved in the south part of the building. Folios are oversized books and bound journals, which will not fit on the regular shelves. There are book folios in a similar location on the 3<sup>rd</sup> and 4<sup>th</sup> floors. Book folios can be checked out at Information Services.



## Third Floor

19

### Bound Journals

Bound and unbound issues of journals are shelved by call number.

*Walk towards the elevators or stairs to ascend to the third floor.*

On the third floor, you will find books with call numbers DA through K.

*Walk to the north-east corner of the building.*

20

### Helen Howard Graduate Students Reading Room

This space is available for the use of graduate students and includes several bookable small group study rooms.

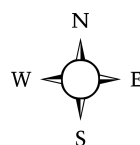
21

### May Ball Study Lounge

This area has a variety of comfortable seating.

*Walk towards the elevators or stairs to ascend to the fourth floor.*

On the fourth floor are books with call numbers L through Z as well as the compact shelving collection (call numbers A – Z), located in the northwest section of the floor.



## Fourth Floor

22

**Compact shelving** is a space saving device to move whole ranges of shelves with a mechanical assist system so that most aisles can be eliminated. Infrequently used materials are located here.

Study rooms and assigned study/research carrels are located on the third and fourth floors. Twelve of the study rooms have been given Indigenous names and feature artwork by Indigenous artists that incorporates the meanings of the new room names into their respective works. A designated movement space is located in the southwest corner of the fourth floor.

### And... Interesting Library Facts & Figures

- the atrium is 80 feet high, 80 feet long and the width of a two-lane highway
- the whole building with its 6 floors occupies a total of 5 acres
- 285,000 pieces of limestone on the exterior of the building
- windows were made in Scotland
- the spiral staircase is suspended from the ceiling of the top floor
- the top floor is dedicated entirely to systems which maintain the building and is not open to the public
- decorative wood is from cultivated forests around the world: teak from Malaysia, mahogany from South America, cherry from Pennsylvania
- seating for over 1000 library patrons
- 60 km. of shelving
- 135 map cabinets
- 10,972 m. of carpeting

*Queen's University Library is situated on the territory of the Haudenosaunee and Anishinaabek. The Library is committed to an inclusive library community with accessible goods, services, and facilities that respect the dignity and independence of persons with disabilities.*

